

The background of the slide features a large, faint, circular seal of the University of Zagreb Faculty of Dental Medicine. The seal contains the text 'UNIVERSITAS ZAGREBENSIS' at the top, 'U ZAGREBU' in the center, and 'FACULTAS DENTARIAE' at the bottom. A central emblem depicts a building with a clock tower and a cross. The seal is rendered in a light blue color that blends with the overall blue background.

IT based Dental Education System

Authors: D. Illeš, I. Alajbeg, I. Pelivan,
M. Valentić-Peruzović

SCHOOL OF DENTAL MEDICINE
UNIVERSITY OF ZAGREB

CUC 2004

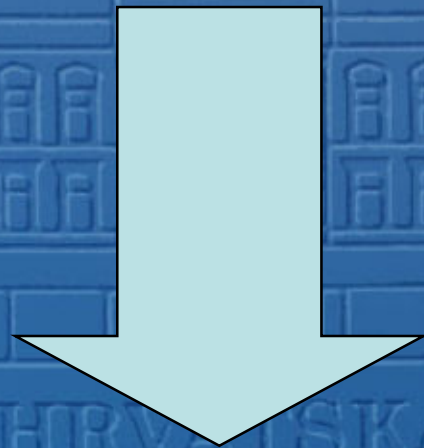
introduction

- Curriculum of Gnathology – function and disturbances in stomathognathic system
- y. 2000 introduction of IT



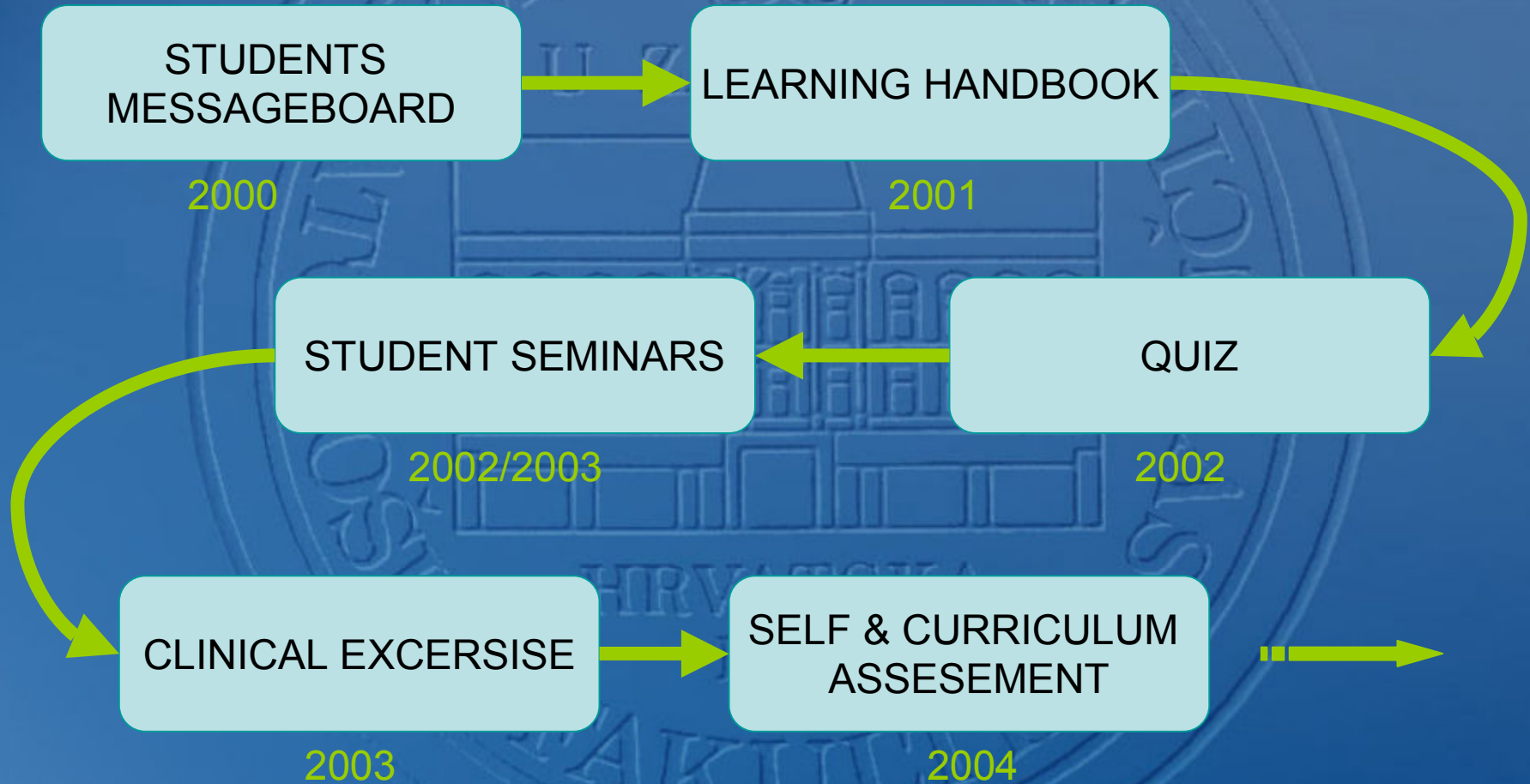
initial problems

Inadequate technical support
Resistance of teachers and students



LINEAR APPROACH

linear developement



CUC 2004

student's message board

GOAL:

- Introduce IT to students
- Offer links & Q&A
- Promote web as a new media of communication



learning materials for students



- “Official materials”
- Use of multimedia (animations, movies, interactive pictures)
- Glossary

quiz

- increased number of students attending Gnathology curriculum
- only one examiner
- time demanding knowledge assesment

Polaganje ispita korištenjem Interneta - (STUDENTI)

Ime	Prezime	Broj	Status	Prijavi
58	ANKA	ANNOVIC		
59	ANJA	ANNOVIC		
60	ANJA	ANNOVIC		
61	ANJA	ANNOVIC		
62	ANJA	ANNOVIC		
63	ANJA	ANNOVIC		
64	ANJA	ANNOVIC		
65	ANJA	ANNOVIC		
66	ANJA	ANNOVIC		
67	ANJA	ANNOVIC		
68	ANJA	ANNOVIC		
69	ANJA	ANNOVIC		
70	ANJA	ANNOVIC		
71	ANJA	ANNOVIC		
72	ANJA	ANNOVIC		
73	ANJA	ANNOVIC		
74	ANJA	ANNOVIC		
75	ANJA	ANNOVIC		
76	ANJA	ANNOVIC		
77	ANJA	ANNOVIC		
78	ANJA	ANNOVIC		
79	ANJA	ANNOVIC		
80	ANJA	ANNOVIC		
81	ANJA	ANNOVIC		
82	ANJA	ANNOVIC		
83	ANJA	ANNOVIC		
84	ANJA	ANNOVIC		
85	ANJA	ANNOVIC		
86	ANJA	ANNOVIC		
87	ANJA	ANNOVIC		
88	ANJA	ANNOVIC		
89	ANJA	ANNOVIC		
90	ANJA	ANNOVIC		
91	ANJA	ANNOVIC		
92	ANJA	ANNOVIC		
93	ANJA	ANNOVIC		
94	ANJA	ANNOVIC		
95	ANJA	ANNOVIC		
96	ANJA	ANNOVIC		
97	ANJA	ANNOVIC		
98	ANJA	ANNOVIC		
99	ANJA	ANNOVIC		
100	ANJA	ANNOVIC		

Polaganje ispita korištenjem Interneta - (STUDENTI)

Polaganje ispita korištenjem Interneta

TESTOVI

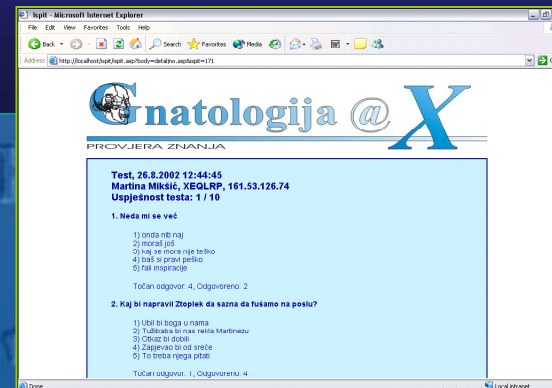
Testovi i pitanja za testove

Unesite korisničko ime i zaporku

benefits - problems

- Reduced time consummation
- Immediate results
- Increased student's response
- No real difference in grades of oral examination.
 - (Illeš, Alajbeg, Valentić – IADR Goeteborg 2003)

- Adaptation to new technologie
- Technical problems
- Security



clinical excersise

- Special charts developed for computer input
- Authentication web site
- Automatized grading

anamnestički karton grupa _____ br. kartona _____
za orofacijalnu bol i temporomandibularnu disfunkciju

STOMATOLOŠKI FAKULTET
SVEUČILIŠTA U ZAGREBU
Gandulićeva 5, Zagreb

datum (dan, mjesec, godina): _____
JMBG: _____

Prezime, Ime _____

adresa: _____ telefon: _____

Datum rođenja: _____ broj godina: _____ spol (MUŽ):

bračni status: neoženjen/neudata oženjen/udata razveden/razvedena udovac/udovica

broj djece: _____ dob djece: _____

zanimanje: _____ stručna sprema: _____

trenutno ste: zaposleni - puno radno vrijeme zaposleni - dio radnog vremena
 nezaposleni invalid umirovljeni

Tko Vas je poslao na našu kliniku (prezime, ime, adresa i broj telefona)? _____

1.1 Koji je glavni zdravstveni problem koji Vas je doveo na naš zavod?

1.2 Datum kad su Vaši problemi počeli: (mjesec, godina) _____ ili prije _____ dana

1.3 Stavite križić u kućicu ispred događaja koji je uzrokovao ili predhodio Vašem problemu.

<input type="checkbox"/> kirurški zahvat na čeljustima	<input type="checkbox"/> stomatološki zahvat - osim vađenja
<input type="checkbox"/> prometna nesreća	<input type="checkbox"/> vađenje zuba
<input type="checkbox"/> žvakanje	<input type="checkbox"/> stresna situacija
<input type="checkbox"/> ortodontski zahvat (aparatići za ispravljanje zubi)	<input type="checkbox"/> ništa, bol se sama pojavila
<input type="checkbox"/> udarac u čeljust/glavu/ vrat	<input type="checkbox"/> ostalo /napišite na čvrsti listu!

student's seminar work

- Themes distributed at the end of IXth semestara
- Power Point or compatible presentation & seminar work in written form (.doc OR HTML)
- Encouragement to use multimedia for animations, movies interactive images etc.



seminars

- Best seminar works – presented at our web pages
 - Learning materials
 - Presentation of students work
 - Guidance for future work

self evaluation

- Questionnaire for grading other students seminar works
- Five “objectified” categories
- Grades 0-3
- Anti-cheating and Anti-conglomeration formula



The screenshot displays the 'Gnathology database' website. The header includes the University of Zagreb, Croatia, School of Dental Medicine, Department of Prosthodontics. Below the header, there are navigation links for 'Kontakt: petar@192.198.148.23' and 'Opći podaci'. The main content area features a questionnaire titled 'Dobrodošli!' with instructions for grading seminar works. The questionnaire lists five categories for evaluation: 1. Dostupnost teme, pregled, odredba, spon...; 2. Analize i foto-analize i analiza TMD-a; 3. Spolna zuba; 4. Kvaliteta pregleda (zračne optičke mjere, koncepcije o čuljka, RP-P, P odnosi, kretanje mandibul...); 5. Tempje. The questionnaire also includes a section for grading seminar works and a link to the 'Opšti podaci' page.



evaluation of curriculum

- Evaluation of curriculum
- Grading of teachers and assistants performance
- Suggestion of improvements

RESULTS

“classical teaching” = 2,14
avg. grade

“student’s seminars” = 4,46
avg. grade

3.3. RKP - ZKP odnosi

Klasični nastavak u (konvencionalnoj) nastavi:

3.3.1. Statistički prikaz: [table with 2 columns: Statistika, Ocjena]

Klasični nastavak u (konvencionalnoj) nastavi:

3.3.2. Slijedi prikaz: [table with 2 columns: Statistika, Ocjena]

3.4. Maksimalna interkuspicijacija

10	11	16	15	14	13	12	11	21	22	23	24	25	26	27	28
17	18	19	20	21	22	23	24	25	26	27	28	29	30	31	32
40	41	42	43	44	45	46	47	48	49	50	51	52	53	54	55

3.5. Opreznost

10	11	16	15	14	13	12	11	21	22	23	24	25	26	27	28
17	18	19	20	21	22	23	24	25	26	27	28	29	30	31	32
40	41	42	43	44	45	46	47	48	49	50	51	52	53	54	55

3.6. Laterozustajiska kretanja u desno

10	11	16	15	14	13	12	11	21	22	23	24	25	26	27	28
17	18	19	20	21	22	23	24	25	26	27	28	29	30	31	32
40	41	42	43	44	45	46	47	48	49	50	51	52	53	54	55

3.7. Laterozustajiska kretanja u lijevo

10	11	16	15	14	13	12	11	21	22	23	24	25	26	27	28
17	18	19	20	21	22	23	24	25	26	27	28	29	30	31	32
40	41	42	43	44	45	46	47	48	49	50	51	52	53	54	55

conclusions

- IT have improved the quality of educational process by freeing students and staff of tiresome routines.
- Statistical evidence presented suggests that IT can significantly improve learning process.

<http://gnato.sfzg.hr>

future

Virutal
patient

Virtual
jaw

Virtual
laboratory

CUC 2004